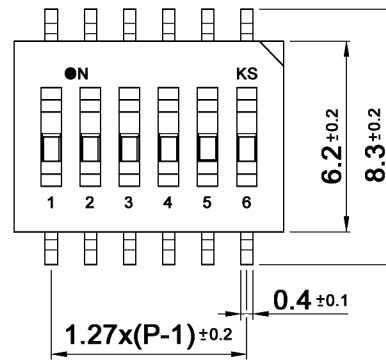
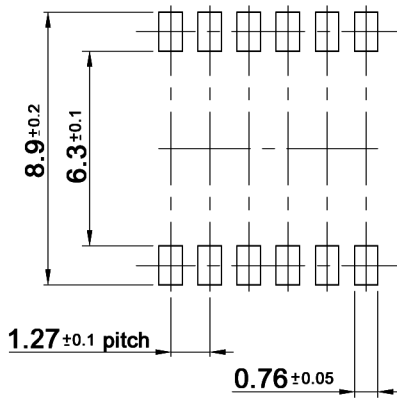


xx	Poles	A
02	2	3.70
04	4	6.20
06	6	8.75
08	8	11.30
10	10	13.80

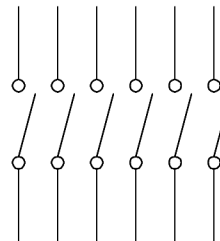


Delivery in OFF position

P.C.B. LAYOUT



CIRCUIT DIAGRAM



Compliance: RohS III (2015/863/EU)

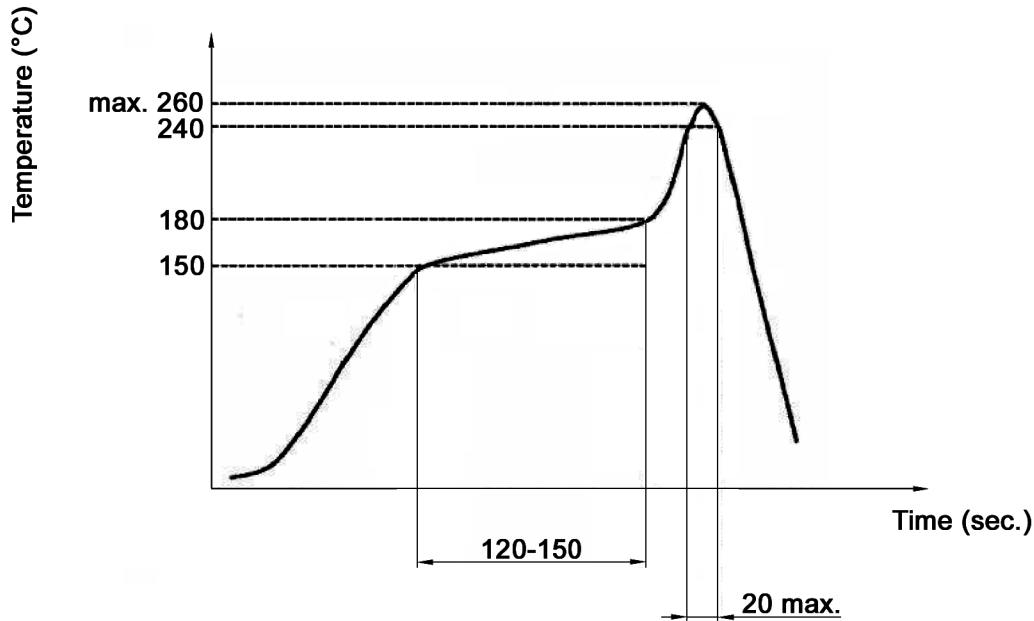
Tolerances: 0-1: ±0.1mm 1-4: ±0.3mm 4-16: ±0.5mm	Date	Name	<h1>DHS 6xx</h1>	
	12/13	dr		
Material	06/23	dr		
Dimension	01/22	dr		
Revised	08/15	dr	<h2>30 29 88</h2>	
Specifications	01/14	dr		
Modifications	Date	Name	knitter-switch	Page 1/3

Specifications:

Contact rating: switching: 25mA, 24V DC
 non-switching: 100mA, 50V DC
Contact resistance: 100mOhm
Insulation resistance: 500MOhm min. at 100V DC
Dielectric strength: 300V AC min. for 1 minute
Operating temperature: -40°C to +85°C
Storage temperature: -40°C to +85°C
Mechanical life: 1000 cycles
Operating force: 800gf max.
Packaging unit: 2000 pcs. / reel
Material: Cover / base: polyamide UL94V-0 (PA9T), black
 Knob: polyamide UL94V-0, white
 Terminal: phosphor bronze copper
 Fixed contact: phosphor bronze copper
 Movable contact: beryllium copper, gold plated
 Tape seal: polyimide

Washable by water or alcohol-based cleaners

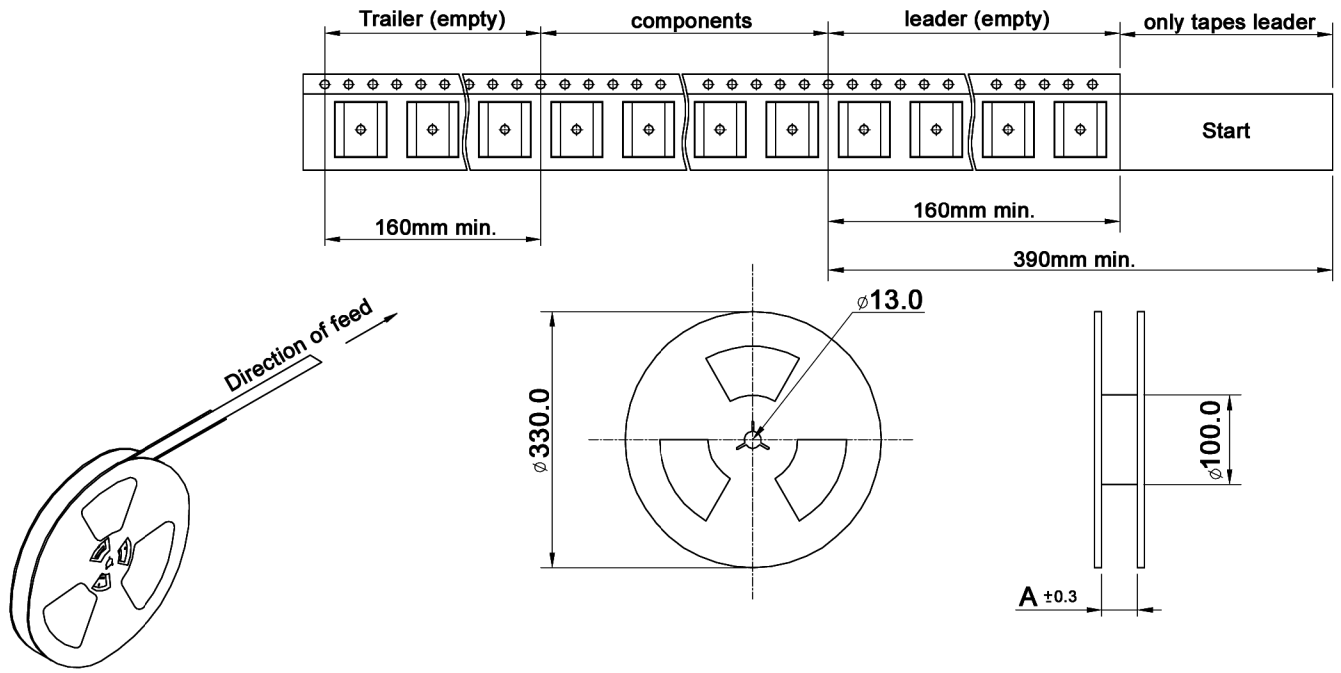
Soldering conditions:



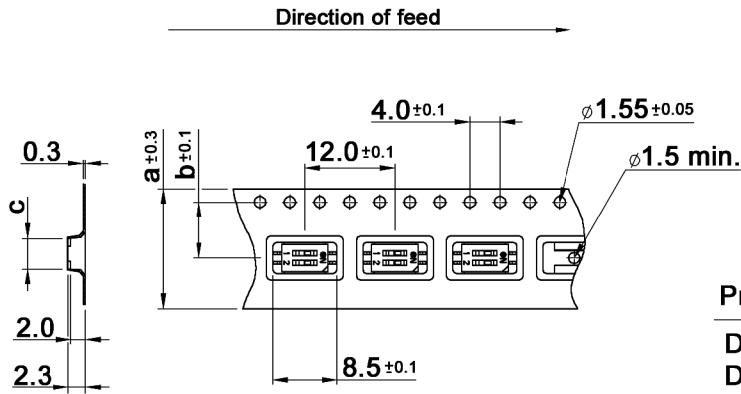
Compliance: RohS III (2015/863/EU)

Tolerances: 0-1: ±0.1mm 1-4: ±0.3mm 4-16: ±0.5mm	Date	Name	DHS 6xx	
	12/13	dr		
Material	06/23	dr	30 29 88	
Dimension	01/22	dr		
Revised	08/15	dr		
Specifications	01/14	dr		
Modifications	Date	Name	knitter-switch	Page 2/3

Packaging:

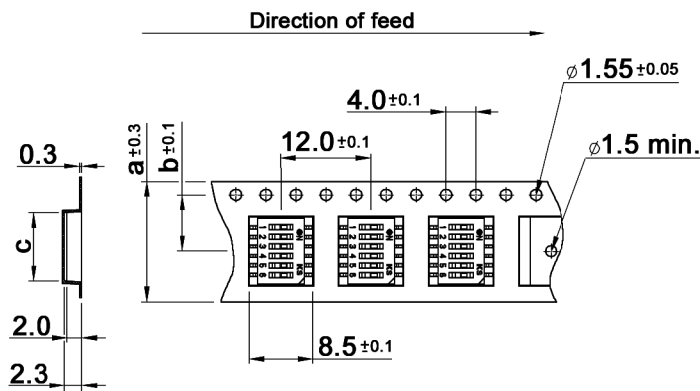


DHS 602:



Prod. No.	Poles	a	b	c
DHS 602	2	16	7.5	4.1 ±0.1
DHS 604	4	16	7.5	6.6 ±0.1
DHS 606	6	16	7.5	9.15 ±0.1
DHS 608	8	24	11.5	11.9 ±0.05
DHS 610	10	24	11.5	14.2 ±0.1

DHS 604...DHS 610:



Compliance: RohS III (2015/863/EU)

Tolerances: 0-1: ±0.1mm 1-4: ±0.3mm 4-16: ±0.5mm	Date	Name	<h1>DHS 6xx</h1>
	12/13	dr	
Material	06/23	dr	<h2>30 29 88</h2>
Dimension	01/22	dr	
Revised	08/15	dr	
Specifications	01/14	dr	
Modifications	Date	Name	<h3>knitter-switch</h3>
			Page 3/3